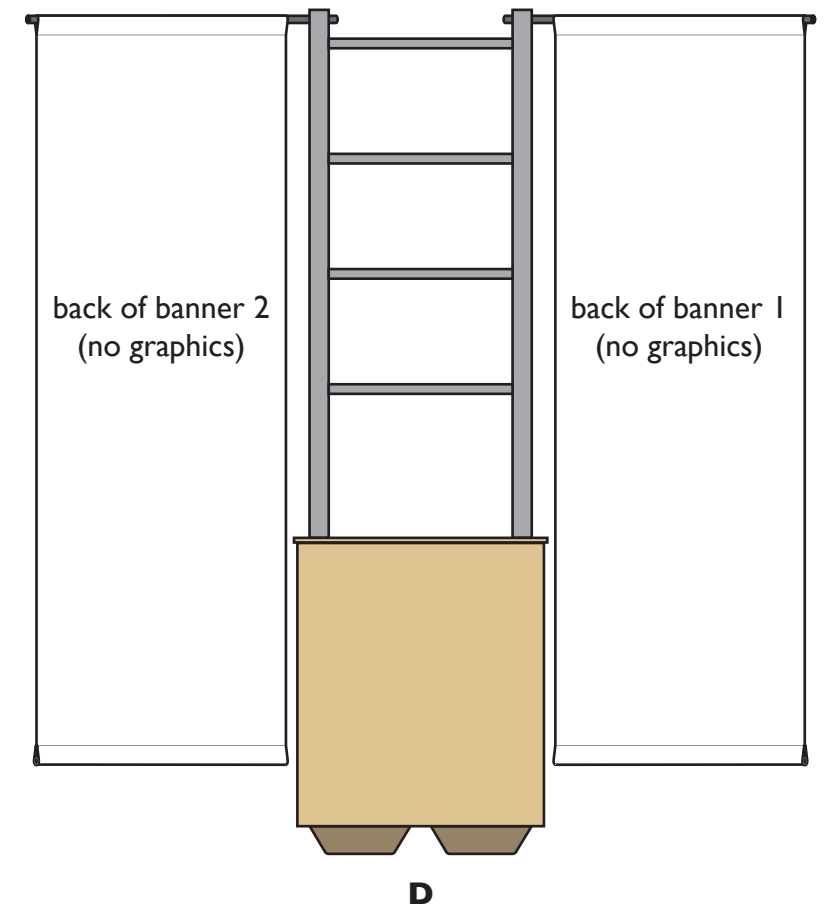
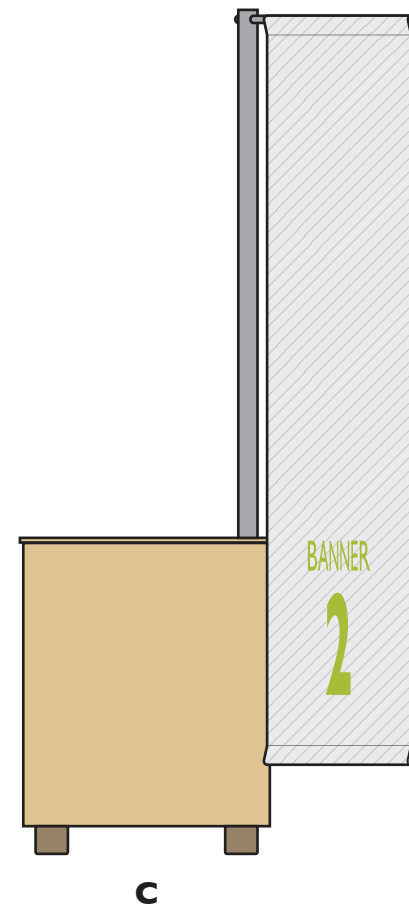
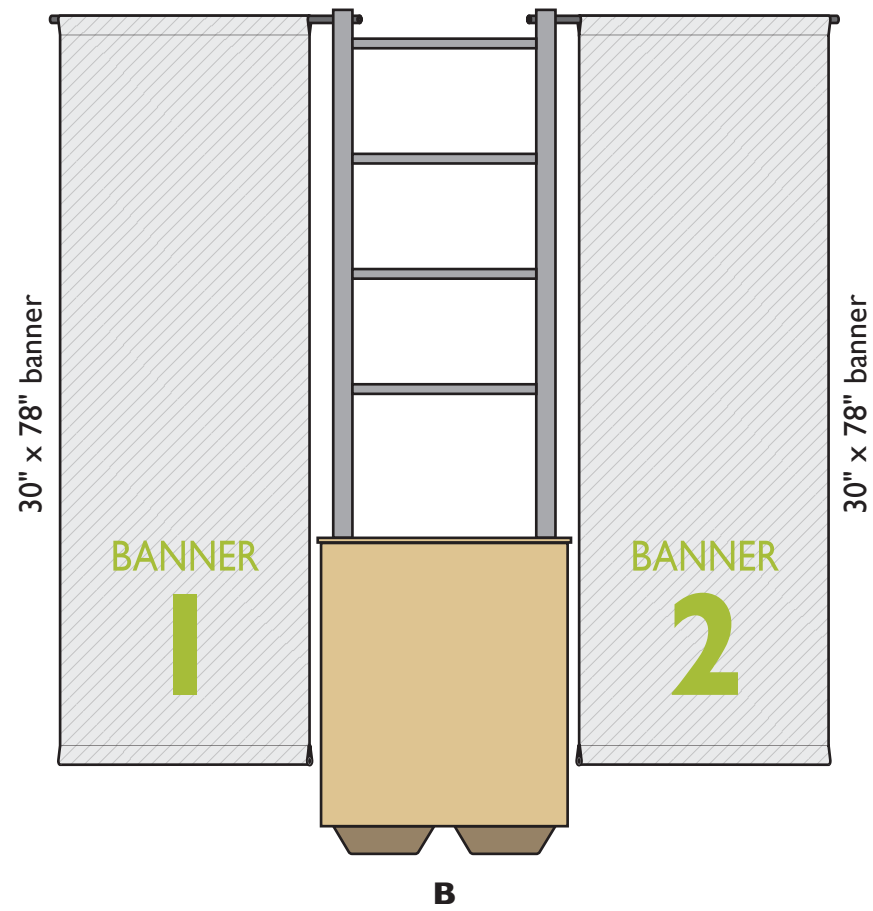
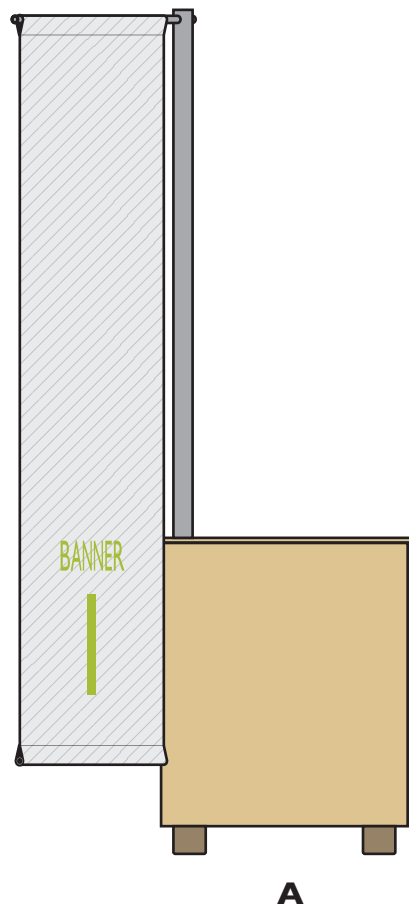
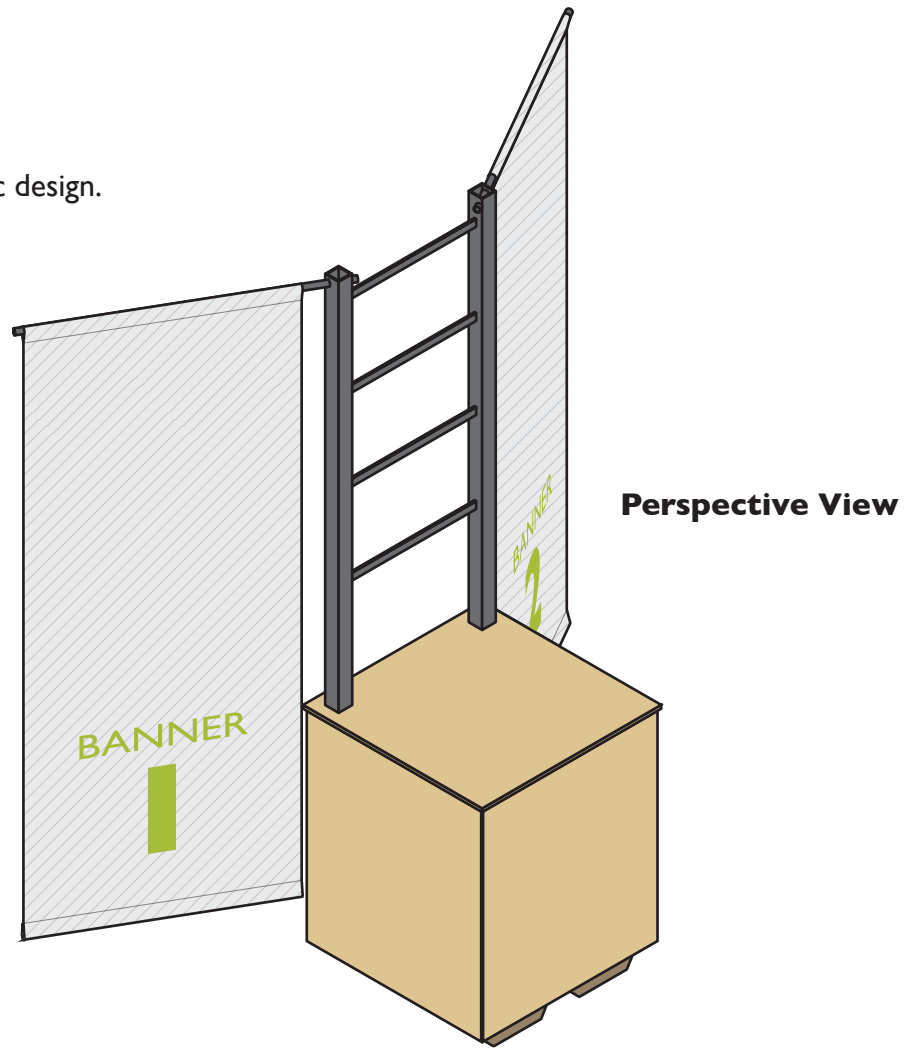
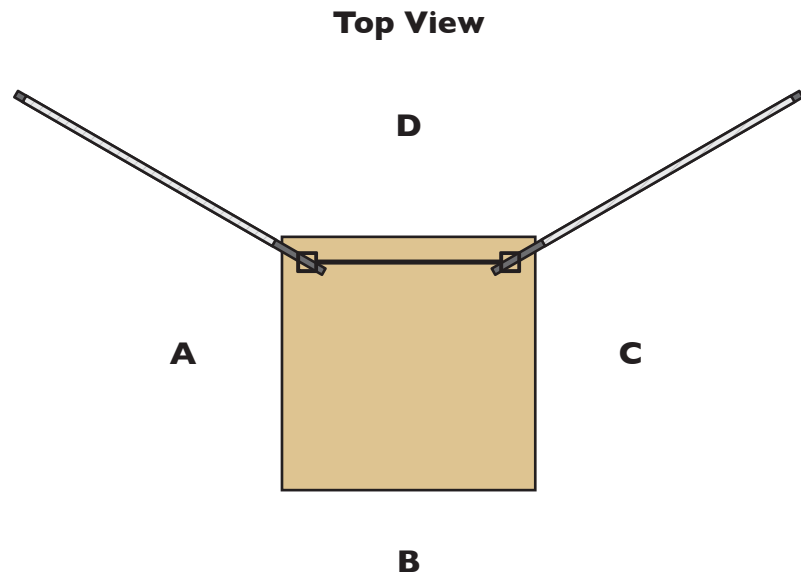


GRAPHICS WORKSHEET OVERVIEW
DOUBLE BANNER CHASE CRATE

This file can be opened directly in Adobe Illustration to serve as a template for your graphic design.

1:20 scale

Updated 2022-02-08



STITCH LINE
(AVOID CROSSING WITH TEXT OR CRITICAL IMAGERY)



DOUBLE BANNER CHASE CRATE GRAPHICS WORKSHEET
BANNER 1

The banner is 30" wide by 78" tall. Artwork should be these exact dimensions.
Keep all text or critical imagery 1/2" in from all edges.
Hot-knifed edges will be trimmed to color on vertical edges.
Extra fabric (added beyond the artwork) at the top and bottom will be folded over the back side and sewn to form 2" pockets.
Pockets are sewn with clear thread.
Avoid critical text or imagery on the stitch lines.
Graphics are on one side.
The production method is dye-sublimation.
Standard fabric is soft knit.
Avoid very thin lines and small text.
1:1 scale

Your text, images,
and graphics go here.
(Replace the diagonal shaded area.)

BANNER



STITCH LINE
(AVOID CROSSING WITH TEXT OR CRITICAL IMAGERY)



DOUBLE BANNER CHASE CRATE GRAPHICS WORKSHEET
BANNER 2

The banner is 30" wide by 78" tall. Artwork should be these exact dimensions.
Keep all text or critical imagery 1/2" in from all edges.
Hot-knifed edges will be trimmed to color on vertical edges.
Extra fabric (added beyond the artwork) at the top and bottom will be folded over the back side and sewn to form 2" pockets.
Pockets are sewn with clear thread.
Avoid critical text or imagery on the stitch lines.
Graphics are on one side.
The production method is dye-sublimation.
Standard fabric is soft knit.
Avoid very thin lines and small text.
1:1 scale

Your text, images,
and graphics go here.
(Replace the diagonal shaded area.)

BANNER

2

1/2" BLEED

CUT LINE

1/2" SAFE MARGIN
(NO TEXT OR CRITICAL IMAGERY)

Bolt head

Bolt head



DOUBLE BANNER CHASE CRATE GRAPHICS WORKSHEET
CRATE CLADDING A

The cladding panel dimensions are 25.5" wide and 29.5" tall.
Please provide an additional 1/4" bleed on all sides (so the artwork should end up 26.5" wide by 30.5" tall).
It is made of aluminum composite material (ACM).
Design will be printed directly to the ACM.
A protective clear coat is included on Chase Crate cladding panels.

Please confer with an Upland contact about the requirements and limitations of these options.
1:1 scale

Bolt head

Bolt head

Bolt head

Bolt head

1/2" BLEED

CUT LINE

1/2" SAFE MARGIN
(NO TEXT OR CRITICAL IMAGERY)

Bolt head

Bolt head



DOUBLE BANNER CHASE CRATE GRAPHICS WORKSHEET
CRATE CLADDING B

The cladding panel dimensions are 25.5" wide and 29.5" tall.
Please provide an additional 1/4" bleed on all sides (so the artwork should end up 26.5" wide by 30.5" tall).
It is made of aluminum composite material (ACM).
Design will be printed directly to the ACM.
A protective clear coat is included on Chase Crate cladding panels.

Please confer with an Upland contact about the requirements and limitations of these options.
1:1 scale

Bolt head

Bolt head

Bolt head

Bolt head

1/2" BLEED

CUT LINE

1/2" SAFE MARGIN
(NO TEXT OR CRITICAL IMAGERY)

Bolt head

Bolt head



DOUBLE BANNER CHASE CRATE GRAPHICS WORKSHEET
CRATE CLADDING C

The cladding panel dimensions are 25.5" wide and 29.5" tall.
Please provide an additional 1/4" bleed on all sides (so the artwork should end up 26.5" wide by 30.5" tall).
It is made of aluminum composite material (ACM).
Design will be printed directly to the ACM.
A protective clear coat is included on Chase Crate cladding panels.

Please confer with an Upland contact about the requirements and limitations of these options.
1:1 scale

Bolt head

Bolt head

Bolt head

Bolt head

1/2" BLEED

CUT LINE

1/2" SAFE MARGIN
(NO TEXT OR CRITICAL IMAGERY)

Bolt head

Bolt head



DOUBLE BANNER CHASE CRATE GRAPHICS WORKSHEET
CRATE CLADDING D

The cladding panel dimensions are 25.5" wide and 29.5" tall.
Please provide an additional 1/4" bleed on all sides (so the artwork should end up 26.5" wide by 30.5" tall).
It is made of aluminum composite material (ACM).
Design will be printed directly to the ACM.
A protective clear coat is included on Chase Crate cladding panels.

Please confer with an Upland contact about the requirements and limitations of these options.
1:1 scale

Bolt head

Bolt head

Bolt head

Bolt head